



Date: 14<sup>th</sup> November, 2018.

To  
BSE Limited,  
Corporate Relationship Department,  
Phiroze Jeejeebhoy Towers,  
Dalal Street,  
Mumbai - 400 001

Reg: Security Code No. 531888

Sub: Outcome of the Board Meeting  
Unaudited Financial Results for the Quarter / Half Year ended September 30, 2018 in  
compliance with Regulation 30 & Regulation 33 of the SEBI (LODR) Regulations, 2015:

Dear Sir,

Pursuant to Regulation 30 & Regulation 33 of SEBI (LODR) Regulations, 2015, we wish to inform you that the Board of Directors of the Company at their Meeting held today (i.e. Wednesday, November 14, 2018), has approved the Unaudited Financial Results along with Limited Review Report for the Quarter / Half Year ended September 30, 2018.

In this regard, we are enclosing herewith:


- Statement of Standalone Unaudited Financial Results for the Quarter / Half Year ended September 30, 2018.
- Statement of Asset and Liabilities as at September 30, 2018.
- Independent Auditors' Limited Review Report received from the Statutory Auditor of the Company.

The Meeting of the Board commenced at 4.00 pm and concluded at 4.30 pm. The results will be published in the newspaper pursuant to Regulation 47(1)(b) of SEBI (LODR) Regulations, 2015 in due course.

Kindly take the same on record and acknowledge.

Thanking You,

Yours Faithfully,  
For REXNORD ELECTRONICS AND CONTROLS LIMITED

  
NAINY KUNAL TANNA  
WHOLE TIME DIRECTOR  
(DIN: 00351762)

Encl.: as above



STATEMENT OF STANDALONE UNAUDITED FINANCIAL RESULTS FOR THE QUARTER AND HALF YEAR ENDED 30TH SEPTEMBER 2018

Part - I

(₹ in Lakhs)

(Except per share data)

S. No.	Particulars	Standalone					
		Quarter ended			Half year ended		Year ended
		30-Sep-18	30-Jun-18	30-Sep-17	30-Sep-18	30-Sep-17	31-Mar-18
	Unaudited	Unaudited	Unaudited	Unaudited	Unaudited	Audited	
I	Income from operations	1,349.20	1,856.19	1,231.52	3,205.39	3,031.76	5,806.08
II	Other income	12.34	3.89	9.27	16.23	23.04	58.38
III	<b>Total Income (I+II)</b>	<b>1,361.54</b>	<b>1,860.08</b>	<b>1,240.79</b>	<b>3,221.62</b>	<b>3,054.80</b>	<b>5,864.46</b>
IV	Expenses:						
	a) Cost of material consumed	1,086.87	806.19	784.35	1,893.06	1,668.50	3,461.13
	b) Purchase of stock in trade	-	-	-	-	-	-
	c) Change in inventories of finished goods, stock in trade and work in progress	(318.43)	304.44	(116.65)	(13.99)	(16.99)	(242.11)
	d) Excise duty expenses	-	-	-	-	-	-
	e) Employee benefits expense	131.51	128.21	119.92	259.72	238.55	495.84
	f) Finance costs	26.80	32.67	17.97	59.47	47.06	92.31
	g) Depreciation and amortisation expense	38.90	38.13	36.84	77.03	72.50	148.99
	h) Other expenses	265.79	383.02	308.71	648.81	660.92	1,273.70
	<b>Total Expenses (IV)</b>	<b>1,231.44</b>	<b>1,692.66</b>	<b>1,151.14</b>	<b>2,924.10</b>	<b>2,821.10</b>	<b>5,380.42</b>
V	<b>Profit / (Loss) before exceptional items and tax (III-IV)</b>	<b>130.10</b>	<b>167.42</b>	<b>89.65</b>	<b>297.52</b>	<b>233.70</b>	<b>484.04</b>
VI	Exceptional Items	-	-	-	-	-	-
VII	<b>Profit / (Loss) before tax (V-VI)</b>	<b>130.10</b>	<b>167.42</b>	<b>89.65</b>	<b>297.52</b>	<b>233.70</b>	<b>484.04</b>
VIII	Tax expense:						
	(i) Current tax	34.91	47.03	26.05	81.94	73.06	146.57
	(ii) Deferred tax	0.97	(0.88)	3.17	0.09	3.65	(6.67)
	<b>Total tax expense (VIII)</b>	<b>35.88</b>	<b>46.15</b>	<b>29.22</b>	<b>82.03</b>	<b>76.71</b>	<b>139.90</b>
IX	<b>Profit / (Loss) for the period from continuing operations (VII-VIII)</b>	<b>94.22</b>	<b>121.27</b>	<b>60.43</b>	<b>215.49</b>	<b>156.99</b>	<b>344.14</b>
X	Profit / (Loss) from discontinued operations	-	-	-	-	-	-
XI	Tax expense of discontinued operations	-	-	-	-	-	-
XII	<b>Profit / (Loss) from discontinued operations (after tax) (X-XI)</b>	<b>-</b>	<b>-</b>	<b>-</b>	<b>-</b>	<b>-</b>	<b>-</b>
XIII	<b>Profit / (Loss) for the period (IX+XII)</b>	<b>94.22</b>	<b>121.27</b>	<b>60.43</b>	<b>215.49</b>	<b>156.99</b>	<b>344.14</b>
XIV	Other comprehensive income						
	Items that will not be reclassified to profit or loss						
	Remeasurement of defined benefit obligations	-	0.01	(0.14)	0.01	(0.28)	0.02
	Income tax on above	-	-	(0.04)	-	(0.09)	0.01
	<b>Total other comprehensive income</b>	<b>-</b>	<b>0.01</b>	<b>(0.10)</b>	<b>0.01</b>	<b>(0.19)</b>	<b>0.01</b>
XV	<b>Total comprehensive income for the period (XIII+XIV) (Comprising profit / (loss) and other comprehensive income for the period)</b>	<b>94.22</b>	<b>121.28</b>	<b>60.33</b>	<b>215.50</b>	<b>156.80</b>	<b>344.15</b>
XVI	Earnings per equity share (for continuing operations)						
	Basic and diluted (₹)	0.84	1.09	0.54	1.93	1.41	3.08
XVII	Earnings per equity share (for discontinued operations)						
	Basic and diluted (₹)	-	-	-	-	-	-
XVIII	Earnings per equity share (for discontinued and continuing operations)						
	Basic and diluted (₹)	0.84	1.09	0.54	1.93	1.41	3.08
XIX	Paid up equity share capital (Face value of each equity share ₹10/-)	1,115.91	1,115.91	1,115.91	1,115.91	1,115.91	1,115.91
XX	Reserves excluding revaluation reserve	-	-	-	-	-	1,995.36



## STATEMENT OF ASSETS AND LIABILITIES AS AT 30TH SEPTEMBER 2018

(₹ in Lakhs)

Particulars	Standalone	
	As at 30.09.2018	As at 31.03.2018
	Unaudited	Audited
<b>ASSETS</b>		
<b>Non-current assets</b>		
Property, plant and equipment	1691.56	1708.79
Capital work in progress	0.00	0.00
Intangible assets	3.52	0.97
Non-current investments		
Financial assets		
Investments	10.00	10.00
Loans	14.80	14.48
Income tax assets (net)	8.29	3.94
Other non-current assets	22.61	22.34
<b>Total non-current assets</b>	<b>1750.78</b>	<b>1760.52</b>
<b>Current assets</b>		
Inventories	1701.56	1707.51
Financial assets		
Investments	317.76	230.15
Trade receivables	593.07	810.20
Cash and cash equivalents	226.20	171.92
Bank balances other than cash and cash equivalents above	150.00	150.00
Loans	3.34	3.17
Other financial assets	0.00	2.16
Other current assets	189.25	153.34
<b>Total current assets</b>	<b>3181.18</b>	<b>3228.45</b>
<b>TOTAL ASSETS</b>	<b>4931.96</b>	<b>4988.97</b>
<b>EQUITY AND LIABILITIES</b>		
<b>Equity</b>		
Equity share capital	1115.91	1115.91
Other equity	2210.87	1995.37
<b>Total equity</b>	<b>3326.78</b>	<b>3111.28</b>
<b>Liabilities</b>		
<b>Non-current liabilities</b>		
Financial Liabilities		
Borrowings	125.40	145.64
Other financial liabilities	3.11	3.11
Provisions	21.32	19.12
Deferred tax liabilities (net)	114.10	114.01
<b>Total non-current liabilities</b>	<b>263.93</b>	<b>281.88</b>
<b>Current liabilities</b>		
Financial Liabilities		
Borrowings	569.68	761.94
Trade payables	522.35	671.90
Other financial liabilities	203.50	133.36
Other current liabilities	40.84	22.92
Provisions	4.88	5.69
Current tax liabilities (net)	0.00	0.00
<b>Total current liabilities</b>	<b>1341.25</b>	<b>1595.81</b>
<b>TOTAL EQUITY AND LIABILITIES</b>	<b>4931.96</b>	<b>4988.97</b>



Notes:

- 1 The above unaudited financial results have been reviewed by the Audit Committee and approved by the Board of Directors at its meeting held on 14th November 2018.
- 2 The Statutory Auditors have carried out limited review of the above financial results.
- 3 The Company's business activity during the year falls within a single business segment i.e. manufacture of "Instrument Cooling Fans / Motors" and therefore, segment reporting in terms of Ind AS 108 : Operating Segments is not applicable.
- 4 Revenue from operations for the period upto 30th June, 2017 include excise duty, which is discontinued w.e.f. 1st July,2017 upon implementation of Goods and Service Tax (GST) in India. In the view of the aforesaid restructuring of indirect tax, revenues from operations for the quarter and year ended are not comparable with previous periods. The following additional information is being provided to facilitate such understanding:

Particulars	Standalone					
	Quarter ended			Half year ended		Year ended
	30-Sep-18	30-Jun-18	30-Sep-17	30-Sep-18	30-Sep-17	31-Mar-18
	Unaudited	Unaudited	Unaudited	Unaudited	Unaudited	Audited
Revenue from operations	1,349.20	1,856.19	1,231.52	3,205.39	3,031.76	5,806.08
Less: Excise duty	-	-	-	-	150.56	150.56
Revenue from operations excluding excise duty	1,349.20	1,856.19	1,231.52	3,205.39	2,881.20	5,655.52

- 5 The Company has opted to publish only unaudited standalone financial results. The Company would be consolidating and presenting its Consolidated Financial Statement as at and for the year ending 31st March, 2019.
- 6 The figures for the previous periods have been regrouped/reclassified wherever necessary, to confirm to current periods classification.

For and on behalf of the Board  
REXNORD ELECTRONICS AND CONTROLS LIMITED



*Natny K. Tanna*  
NATNY K. TANNA  
WHOLE TIME DIRECTOR  
DIN : 00351762

Place : Mumbai  
Date : 14/11/2018



**RAKESH SONI & CO.**  
CHARTERED ACCOUNTANTS

Head Office : 003, Dev Darshan Tower,  
Indira Complex, 60 Feet Road,  
Bhayandar (West), Mumbai - 401 101.  
Tel.: 022-2814 4804 / 98206 73833 / 90240 22523

Branch Office : 223, Navjeevan Complex,  
Station Road, Near Polovictory Cinema,  
Jaipur 302 006. (Raj.)  
Tel.: 0141-237 1145 / 095300 44810 / 098206 73833

Email : rakeshsoniandcompany@rediffmail.com

**Independent Auditors' Limited Review Report**

To  
The Board of Directors  
**Rexnord Electronics and Controls Limited**  
92-D Government Industrial Estate  
Charkop, Kandivali (W)  
Mumbai 400 067


We have reviewed the accompanying statement of standalone unaudited financial results of REXNORD ELECTRONICS AND CONTROLS LIMITED ("Company") for the quarter and half year ended 30<sup>th</sup> September 2018 ("Statement"), prepared and being submitted by the Company pursuant to the requirement of Regulation 33 of the SEBI (Listing Obligations and Disclosure Requirements) Regulations, 2015 as modified by SEBI Circular No. CIR/CFD/FAC/62/2016 dated July 5, 2016 ("Listing Regulations").


The Statement is the responsibility of the Company's Management and has been approved by the Board of Directors of the Company on 14<sup>th</sup> November 2018. Our responsibility is to issue a report on the Statement based on our review.

We conducted our review in accordance with the Standard on Review Engagement (SRE) 2410, "Review of Interim Financial Information Performed by the Independent Auditor of the Entity" issued by the Institute of Chartered Accountants of India. This standard requires that we plan and perform the review to obtain moderate assurance as to whether the Statement is free of material misstatement. A review is limited primarily to inquiries of company personnel and analytical procedures applied to financial data and thus provide less assurance than an audit. We have not performed an audit and accordingly, we do not express an audit opinion.

Based on our review conducted as above, nothing has come to our attention that causes us to believe that the Statement prepared in accordance with the applicable Indian Accounting Standards i.e. Ind AS prescribed under section 133 of the Companies Act, 2013 read with relevant rules issued thereunder and other recognised accounting practices and policies generally accepted in India, has not disclosed the information required to be disclosed in terms of Regulation 33 of the Listing Regulations including the manner in which it is to be disclosed, or that it contains any material misstatement.

For Rakesh Soni & Co.  
Chartered Accountants  
(Firm Registration No. 114625W)



  
Rahul Chomal  
Partner

Membership No. 427631

Place : Mumbai  
Dated: 14<sup>th</sup> November, 2018